

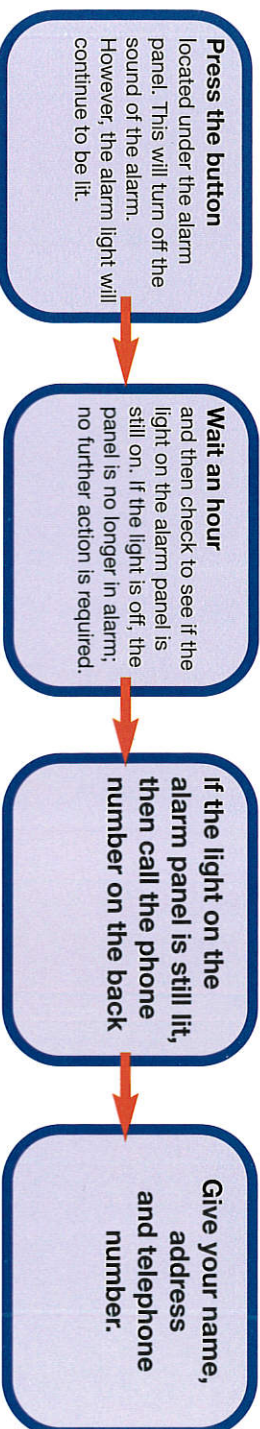
# What to do if the alarm sounds

Turn off the sound of the alarm by pressing the silence button underneath the alarm panel. **Limit water usage.**

If the alarm light is still active after an hour, then call the phone number located on the back of this pamphlet. If the alarm sounded and the system subsequently cleared itself, you should consider what caused this to happen.

The system has a 24-hour emergency storage capacity, depending on water usage, so any repairs will be carried out within the 24-hour period. At these times, you should try to minimize the amount of wastewater going into the system.

If you notice any irregularity with the unit, such as the alarm sounding frequently, then contact the phone number located on the back of this pamphlet.



**DO NOT ATTEMPT TO REPAIR THE UNIT YOURSELF**

# Troubleshooting


## The system is damaged and needs repair

(example: a pipeline breaks)

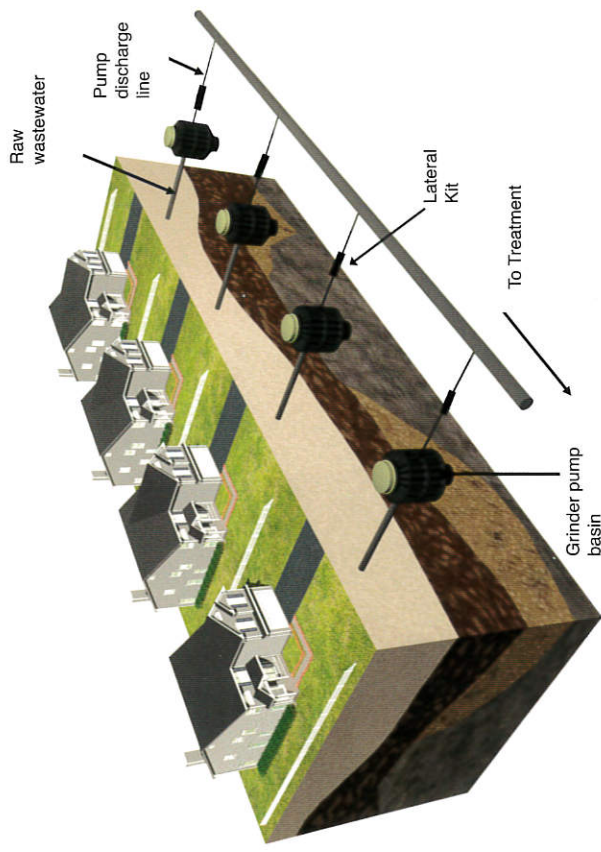
- If the alarm sounds, follow the alarm procedure on the previous page.
- If there is a break in the discharge pipe, turn off the power to the pump and **report the damage by calling the phone number located on the back of this pamphlet** and minimize water usage until it is repaired. **Make sure the service person has easy and safe access to the pump for repair.**
- If it is a water supply pipe, **turn off your water supply and contact a plumber for repair.**

## The unit becomes smelly?

- When operating normally there should be no noticeable odors coming from the unit. If it gets smelly, the unit may need flushing. Just run clean water down your kitchen, laundry or bathroom sink for about 10 minutes. **If the unit remains smelly, call the phone number located on the back of this pamphlet.**



- **Glass**
- **Metal**
- **Gravel, sand (including aquarium stone), and coffee grinds**
- **Seafood shells**
- **Socks, rags or cloths**
- **Plastic**
- **Sanitary napkins or tampons**
- **Disposable diapers**
- **Kitty litter**
- **Explosives**
- **Flammable materials**
- **Lubricating oil, grease, paint, large amounts of cooking oil**
- **Strong chemicals**
- **Gasoline or diesel**
- **Stormwater runoff**
- **Personal wipes (including those marked "flushable")**



There are a few things you need to know to ensure the system runs smoothly.

The system operates like a normal sewer system, taking waste liquids from your toilet, sink, shower, bath, dishwasher and washing machine and transferring it to the sewer system or treatment plant.

**To avoid blockages and damage to the pump, the following items should **NOT** be placed into the system:**

**You notice wet spots around the pumping unit or the discharge pipe?**

- The pumping unit and discharge pipe are totally sealed. If you notice wet spots around the unit or pipe and there has not been any recent rain, **call the phone number located on the back of this pamphlet.**

**The alarm keeps going off when it rains?**


- It means rainwater may be getting into your system and over loading it. **Contact your plumber to investigate.**

**The neighbor's alarm goes off and they are away?**

- **Call the phone number located on the back of this pamphlet immediately and report the problem.** Do not investigate the problem yourself.

**There is a power failure?**

- If there is a power failure, reduce water use where possible. The alarm may activate until the unit clears itself. If the alarm remains on for over an hour after the power has been restored, **call the phone number located on the back of this pamphlet.**




## On your property

### Be aware ...

- *Do not touch the valves*
- *Do not turn off the power to the pump unless in response to a broken discharge pipe*
- *Do not block the vent on the pump station*
- *Do not cover the pump station lid*

Contact E/One or your local distributor if you are making modifications to your home which may affect the system, such as installing a spa or swimming pool or extending the house over or near the unit or discharge pipe.

**Ensure access** is available to the pump station at all times. Keep plant growth and other debris away from the unit.



wastewater into reclaimed water suitable for re-use or recycling.

The systems installed are E/One grinder pump stations and are very reliable and robust.

There is not much you need to do and very little that can go wrong. The diagram opposite shows how it works.

In the event of a power outage, you have approximately 24 hours of storage depending on water usage.

# The Pressure Sewer System

**A pressure sewer system is used in certain areas because of the unsuitability and/or cost of a conventional sewer system.**

The pressure sewer system consists of a pumping unit installed on your property which is connected to a network of pipes from other pumping units in your area.


These pipes transfer wastewater to the sewer system or treatment plant that processes the

**If you go on vacation** for a length of time, flush the system before you go away. Run clean water into the unit until the pump activates. Turn off the water and allow the grinder pump to run until it shuts off automatically. If you have a duplex unit (two pumps), special attention must be taken to ensure that both pumps turn on when water is added to the tank.

Take care when **digging in the yard near the pump station** or the discharge pipe. If you do accidentally break any pipeline, call the phone number located on the back of this pamphlet immediately and minimize use of water in the house. Do not attempt to repair the system yourself. You will be responsible for the cost of these repairs.


If you have a pool or want to install a pool or spa, **contact your local distributor for further information.**

*\*Your grinder pump station may be different than model shown.*



**If you require further information about the pressure sewer system ...**

On your property



Environment One Corporation  
A Precision Castparts Company

# Owners Guide Sewer System Pressure



Report any pump station alarms or operational issues immediately to the

Medina County Sanitary Engineers Office

(330) 723-9585

For general information please refer to our website:

<http://www.sanitaryengineer.co.medina.oh.us/>



Environment One Corporation  
A Precision Castparts Company

2773 Balthown Road, Niskayuna, NY 12309-1090

Voice 518.346.6161

Fax 518.346.6188 [www.eone.com](http://www.eone.com)